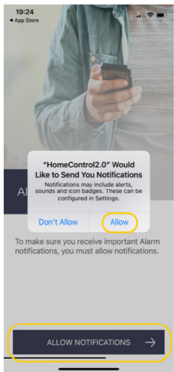


# Installation Instructions for HomeControl 2.0

## Step 1

Go to the App Store  
or Google Play

Search for **“HomeControl2.0”**  
Download and open App



## Step 3

Click on **“Allow Notifications”**

Click **“Allow”** for HomeControl2.0  
would like to send you  
notifications

## Step 5

Name your alarm system  
**“Home Alarm”**

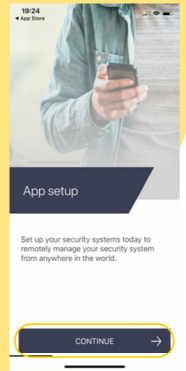
Press **Next**



## Step 2


App Setup

Click **“Continue”**



## Step 4


Click on **“Accept Privacy Policy  
& Terms”**



## Step 6

Enter your  
**“System\_ID”**

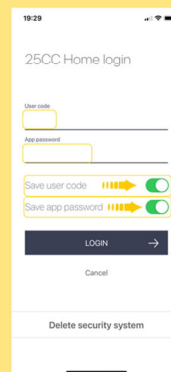
Press **Next**



## Step 7

Enter your system name  
**“Home Alarm”**

Press **Next**



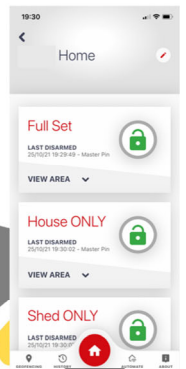
## Step 8

Enter **“User Code”**  
(PIN you set alarm)

Enter **“App Password”**

**Swipe tabs** to save user code  
and App password

Press **Login**



## Step 9

You can now set/unset  
your alarm by pressing  
the lock button